

EXAMION®

X-Ray Systems · Digital Imaging · Service

X-DRS VET Smart

The complete X-ray system for your small animal practice and clinic with a unique installation concept



Compact system for brilliant X-ray images

Complete X-ray system for veterinary practices or small animal clinics

The X-DRS VET Smart produces high-quality digital X-ray images while at the same time convenience for the user.

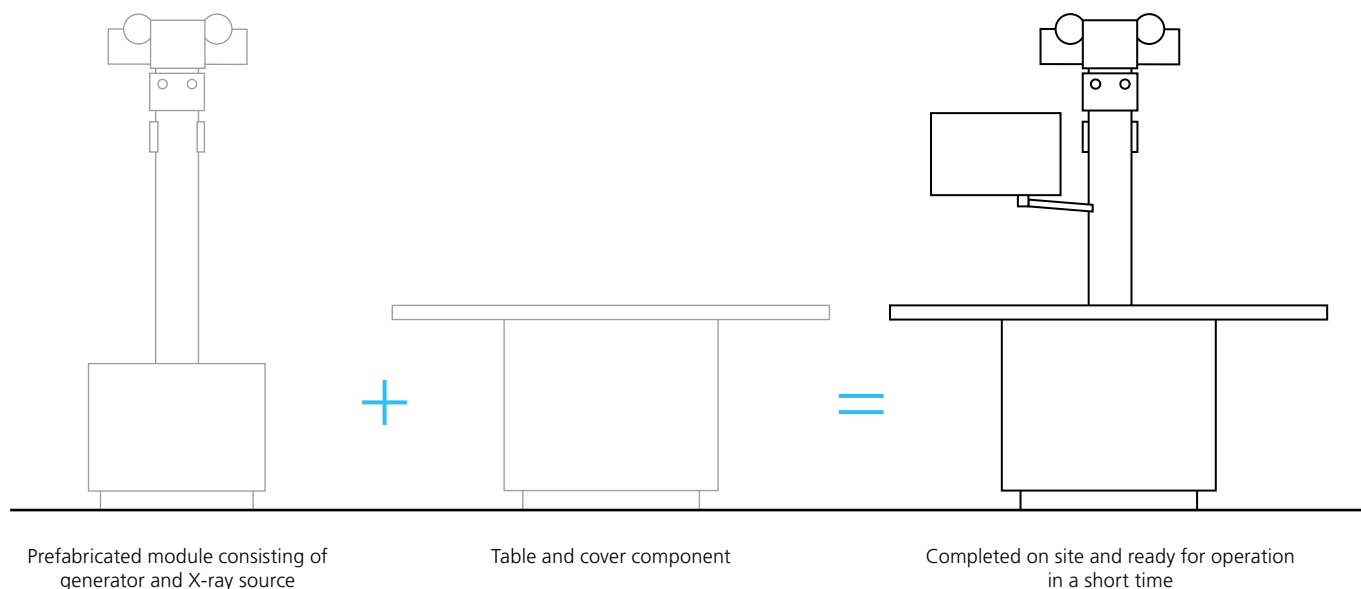
The X-ray system integrates all the components required to create X-ray images in one compact system. The all-in-one PC allows you to control the entire X-ray process without losing sight of the animal.

The EXAMION X-DR XL detector creates high-quality X-ray images thanks to veterinary-specific image processing by the X-AQS software, the X-DR XL detector produces brilliant X-ray images that allow a clear diagnosis.

Unique installation concept

The module consisting of generator and X-ray source comes to your practice prefabricated, calibrated and tested to your practice and is then completed with the table on site.

- Quick and safe installation of the system
- The system is ready for operation in a short time
- No downtime for your practice during installation



X-ray emitters also for high exposure rates

All-in-one PC with 24-inch monitor



Flexible monitor arm

Large, floating table top
Dimensions (l x w x h):
63 x 25 x 31 inch

Modular design for fast installation

EXAMION[®]
X-DRS VET Smart

X-DR XL detector
(Format 17 x 17 inch)
for high-resolution
X-ray images

High-performance generator
with 32 kW

Suitable for power sockets



The advantage you gain: at a glance

The X-DRS VET Smart ensures safe and convenient handling when taking X-ray images.

✓ Powerful

Sufficient power even for large animals and high intake figures:

- Real 32 kW over the entire voltage range
- X-ray generator and X-ray source are designed for high exposure rates and offer you power reserves for the future

✓ Optimised operation for the user

Operate the system wherever you are:

- The pedal for the table brake can also be operated from the side
- The control computer can be mounted on the left or right during installation
- Flexible rotation of the control computer to the optimum position for the examination
- Intuitive operation of the software with just a few clicks

✓ Optimum storage for the animal

Move the animal quickly and safely into the correct position:

- Smooth-running floating table top with longitudinal and transverse movement
- Braking of the table top without disturbing noise for the animal

✓ Image quality is the measure of all things

Highest image quality with low radiation exposure for the user:

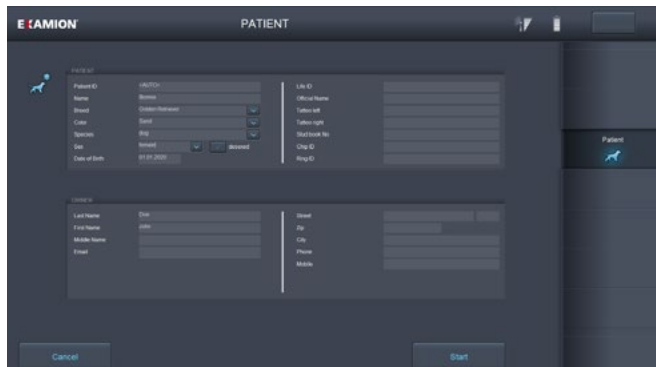
- Optimised low-dose exposure values per animal and organ
- Optimised image processing for all organs
- Customisable organ tree

One-stop shop!

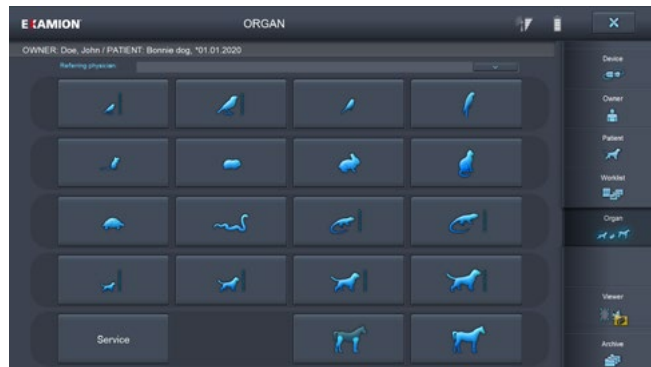


Our software: intuitive, future-proof, modular

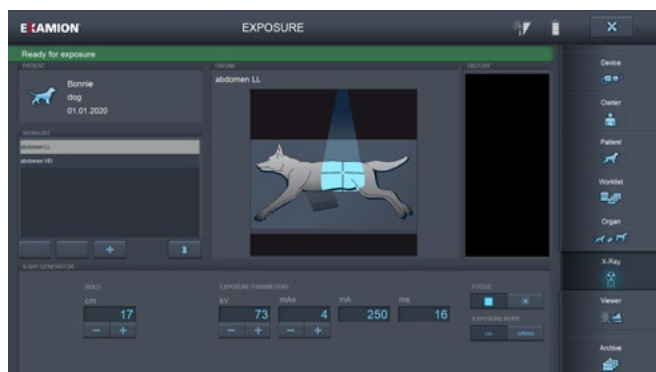
EXAMION X-AQS



Management of animal and owner data. Easy connection to practice management systems via all common standard interfaces.



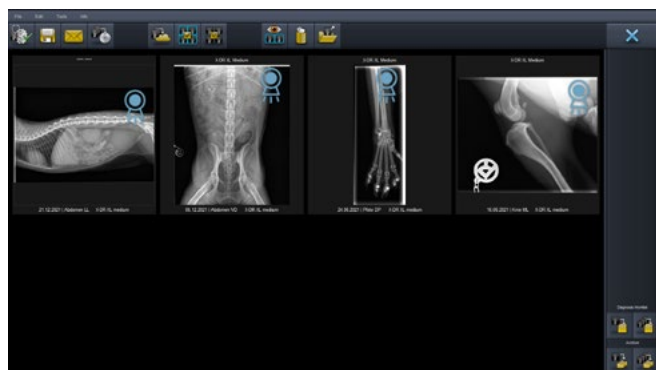
Clear organ tree for the veterinary surgeon.



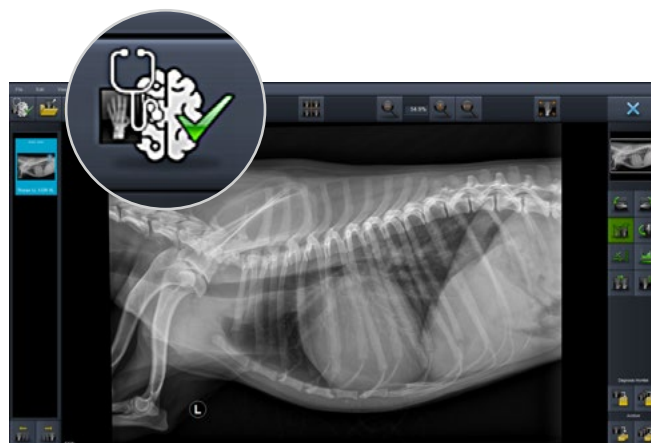
Joint control of X-ray generator and detector. Optimum exposure values for every image.



Radiological viewer with integrated veterinary-specific measurement functions.



Integrated, growing image archive. Flexible export options, for example by data carrier, email or via the cloud.



Integrated X-AI Integrator interface: Get a second opinion for your X-ray images in seconds using artificial intelligence.

EXAMION GmbH

EXAMION is a global provider of specialized solutions for digital radiography in human and veterinary medicine. For 35 years, we have been working based on the principle of "everything from a single source". We are available to our customers as a competent partner for planning, installation, and after-sales services.



Our technical and sales advice is tailored to the specific requirements of the customers and the practice premises. Contact our experts for your personalized advice!


EXAMION currently services over 7,000 systems, most of which are stationary X-ray systems installed in medical and veterinary hospitals and practices. Our in-house developed EXAMION X-AQS software empowers the system control, image processing, reporting, and archiving while ensuring efficient workflow. In addition to radiographic systems and software solutions, our product portfolio includes digital mammography.

With more than 150 employees in Germany, our European subsidiaries in Belgium, Poland, Portugal, and Switzerland, and our ever-growing network of service and sales partners, we passionately support our customers throughout Europe and beyond.

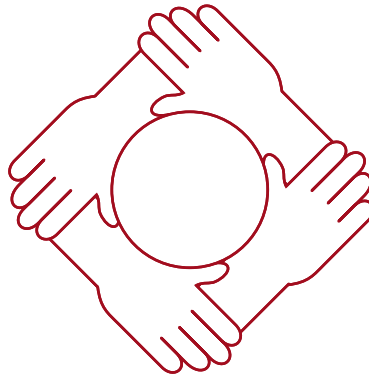
Take advantage of our long-standing experience



X-ray systems



Digital systems



X-ray archives



Services



Contact – your local sales and service partners

EXAMION GmbH

Erich-Herion-Straße 37
70736 Fellbach
Germany

Phone: +49 711 120 002-0
Fax: +49 711 120 002-22
E-mail: vertrieb@examion.com
Web: www.examion.com

