

# EXAMION®

X-Ray Systems · Digital Imaging · Service

## **X**-DR Portable Case L WiFi

Mobile solution for equine practitioners

**Excellent  
image  
quality**



# Mobile detector system for equine practice



Special workflow optimized for equine examination

Express buttons for pre-purchase examination



Suitable for small animal practices



# Maximum user comfort

## Wireless complete solution

With the EXAMION X-DR Portable Case L you can focus on your patient.

## Optimized hardware

- System is ready to use in a few seconds.
- Flat panel detector is equipped with an AED sensor (automatic exposure detection).
- The X-DR Portable Case L is suitable for all portable X-ray systems. Combine the system with the latest generation of battery-powered EXAMION X-ray units.

## Intuitive software control

- Specific equine organ programs.
- Express buttons for pre-purchase examination.
- Simple image viewing with diagnostic tools and measurement functions.
- Integrated image archive. Direct access to all archived images.
- Share X-ray images with clients and colleagues via the integrated X-AQS dropbox cloud module.

## Unlimited mobility

Detector and notebook communicate directly. Beside the portable X-ray unit you only need the flat panel and notebook for a complete examination. The EXAMION X-DR Portable Case L is suitable for use in confined conditions.



### Extension option

## Stationary viewing system for your practice

- Combined server for stationary viewing and image storage
- Radiological viewing monitor EIZO EV2450
- Synchronization with the archive of the mobile detector system
- Export in DICOM or other formats via USB stick, DVD, e-mail and Cloud

# EXAMION GmbH

EXAMION is a global provider of digital radiography solutions for human and veterinary medicine. We have been operating according to our, one-stop expert' principle for more than 30 years, assisting our customers with competent advice in planning, installation and after-sales services.



We currently support more than 7,000 systems, which are primarily stationary installations in hospitals and medical practices, partially also mobile applications. Our proprietary EXAMION X-AQS software for system control, image processing, diagnosis and archiving ensures a standardised control and efficient workflow.


In addition to radiography and digital image processing, our product range includes mammography and radiotherapy.

Our more than 150 specialists work as a team for our customers throughout Germany, and four European locations in Belgium, Poland, Portugal and Switzerland.

Through a network of certified sales and service partners, EXAMION provides customers around the world with its latest state-of-the-art X-ray solutions.


EXAMION is characterised by its extensive market expertise, cutting-edge technology and its vast number of project references in the private and public sector.


## Benefit from years of experience



## Contact head office

**EXAMION GmbH**  
Erich-Herion-Str. 37  
70736 Fellbach  
Germany

 +49 711 120 002 - 0

 +49 711 120 002 - 22

[www.examion.com](http://www.examion.com)

 [sales@examion.com](mailto:sales@examion.com)



## Certified partner of EXAMION