

# EXAMION®

X-Ray Systems · Digital Imaging · Service

## **X**-DRS Mobile Premium

Motorized digital mobile X-ray system






## X-DRS Mobile Premium: An optimal solution for everyone

### Efficient patient care through digital imaging


Everyday hospital life constantly confronts you with growing challenges such as workload, staff turnover and cost pressure. The current possibilities of digital imaging offer you an effective answer to these challenges and at the same time take your patient care to a new level.

EXAMION develops X-ray systems for an efficient digital workflow. With the X-DRS Mobile Premium, you are able to control the entire imaging process directly from the patient's bedside. At the same time, EXAMION systems guarantee you a high level of cost-effectiveness over their entire service life.



#### Patient

- Short examination time
- Fast path to diagnosis



#### Operator

- Easy to drive
- Flexible positioning
- Intuitive to operate
- Little training required




#### Radiologist

- High image quality
- Immediate availability of digital images



#### Medical technician

- Comprehensive service
- Maintenance concepts



#### Purchasing agent

- Financing concepts
- Rental models



#### Management

- Profitability
- Future-proof

### Your advantages with X-DRS Mobile Premium

#### Easy and precise positioning

- Effortless positioning in tight spaces, thanks to the long-reach telescopic arm and 317° column rotation
- The hand grips on the tube head enable free movements of the tube in any directions
- Fine-tuning buttons on the tube handles enable the operator to adjust the position of the system precisely while standing close to the tube.

#### Easy operation

- Additional touch screen on the tube head; selection of exposure parameters and display of the image preview on both screens, no matter where the operator is in the room
- Dual side collimator control panel on the front and back
- Safe storage options for detectors

#### Easy driving and maneuvering

- Motorized and smooth driving
- Compact and ergonomic
- Only one hand needed to move the whole unit
- Speed up to 5.5 km/h
- Stress-Free driving and a complete visibility ahead
- Small turning radius on the spot





**Four-steps telescopic arm**  
provides access to any patient

Max: 122 cm

**Retractable telescopic column** helps maintain a clear view ahead

Max SID: 202 cm

Column rotation:  $\pm 317^\circ$

**Anti-collision bumper**

54 cm

**LED status indicator**

**9" tube-head touch screen**

**Movement control on tube head**

- Omnidirectional movements of the tube
- Fine-positioning of the system

**Dual side collimator control**

- Collimator with dual laser, motorized filters, and DAP recording

**Security features**

- Parking position arm lock; It also acts as detector anti-theft and safety blockage
- Identity panel (Option)

**Capacitive touch handlebar**

- By a gentle grab, the movement is activated

**19" main touch screen**

**Infrared remote controller** (Option)

**Abundant storage for detectors**

- Provided with battery charging at the front and rear of the unit

**System battery-charger with "Energy Recovery Technology"**

- Utilizing the braking energy to recharge the batteries
- More than 800 exposures of unplugged autonomy (80 kV – 400 mA – 5 ms)
- More than 25 km moving @ 5.5 km/h



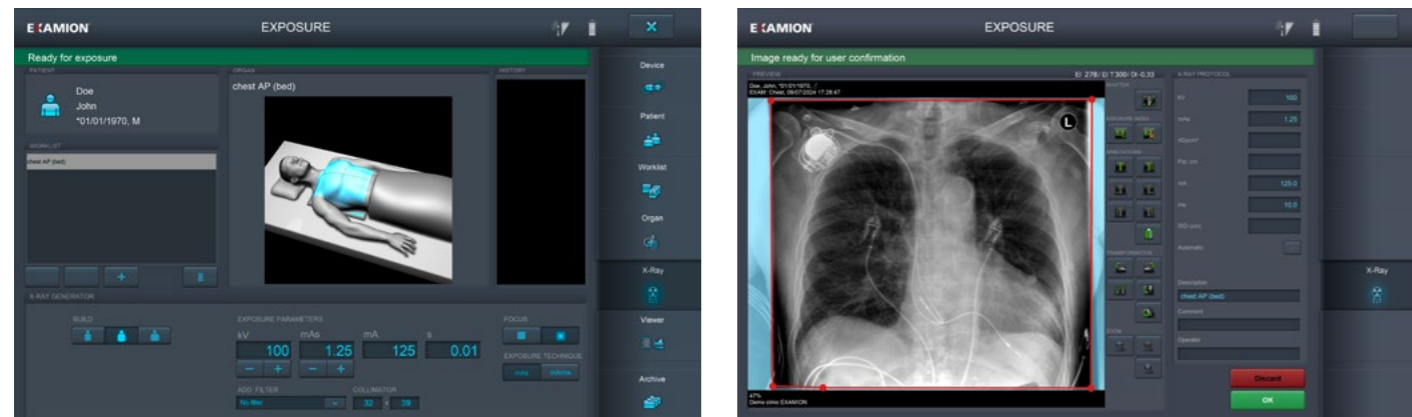




## X-AQS Software

### Intuitive modular solution


- Easy connection with medical center RIS including procedure code mapping
- Easy access to patient information and worklist
- Body organ tree with customer-specific configuration
- Comprehensive integrated positioning guide and preset exposure values
- Identical software for all EXAMION systems
- Multi-touch screen



## X-DR WiFi Detectors

### Superb image quality

- 100 µm pixel pitch with high bit depth for more image details
- Lightweight design with IP56 ingress protection
- Large capacity battery design, with 8+ hours battery life
- Direct deposition CsI, with excellent DQE at all frequencies



## Technical Specifications

### Mechanical specifications

Motorized mobile X-ray system with telescopic column and electromagnetic brakes		
Dimensions (l x w x h) in parking position	122 cm x 54 cm x 129 cm	
Weight	520 kg	
Focal point distance from floor	min. 53 cm, max. 202 cm (focus)	
Tube arm extension	max. 122 cm	
Column rotation	± 317°	
Tube head rotation	Around arm axis: ±180°	Around axis perpendicular to arm: -30°/+90°
Driving speed	Forwards: 5.5 km/h	Backwards: 2.5 km/h
Ramp angle	max. 8°	

### X-ray specifications

Generator power (high frequency)	32 kW	40 kW	50 kW
kVp range	40 to 150 kVp in 1 kVp steps		
mA range	10 to 500 mA	10 to 500 mA	10 to 500 mA (10 to 630 – Option)
mAs range	0.1 to 500 mAs		
Exposure time range	0.001 – 10 s		
Focal spots	0.7 mm/1.3 mm		
Anode heat capacity	300 kHU		
Anode target angle	16°		

### Battery

Separate batteries for driving and generator control, optimized battery management with "Energy Recovery Technology"	
Charge capacity	15 Ah
Power for charging	100 – 240 VAC ± 10 %, Single phase 50/60 Hz
Time to be charged	Fully charged: 8 hours, 80 % charged: 4 hours
Autonomy	More than 800 exposures (80 kV – 400 mA – 5 ms) 25 km continuous movement @ 5.5 km/h More than 11 hours in stand-by (system ready for operation)
Total energy storage capacity	5,760 Wh

### Wireless portable detectors

Model	X-DR L WiFi Premium	X-DR XL WiFi Premium
Pixel pitch	100 µm	100 µm
Pixel matrix	3500 x 4300	4267 x 4267
Active area	35 cm x 43 cm	43 cm x 43 cm
AD conversion	16 bit	16 bit
Weight	3.0 kg	3.4 kg
Ingress protection	IP56	IP56
Battery capacity	8.5 hours	7.5 hours

### User interface

Main monitor	19" capacitive touch-screen monitor
Tube head monitor	9" capacitive touch-screen monitor

# EXAMION GmbH

EXAMION is a global provider of specialized solutions for digital radiography in human and veterinary medicine. For 35 years, we have been working based on the principle of "everything from a single source". We are available to our customers as a competent partner for planning, installation, and after-sales services.



Our technical and sales advice is tailored to the specific requirements of the customers and the practice premises. Contact our experts for your personalized advice!

EXAMION currently services over 7,000 systems, most of which are stationary X-ray systems installed in medical and veterinary hospitals and practices. Our in-house developed EXAMION X-AQS software empowers the system control, image processing, reporting, and archiving while ensuring efficient workflow. In addition to radiographic systems and software solutions, our product portfolio includes digital mammography and X-ray therapy systems.

With more than 150 employees in Germany, our European subsidiaries in Belgium, Poland, Portugal, and Switzerland, and our ever-growing network of service and sales partners, we passionately support our customers throughout Europe and beyond.

## Contact head office



### **EXAMION GmbH**

Erich-Herion-Straße 37  
70736 Fellbach, Germany

Phone: +49 711 120 002-0  
Fax: +49 711 120 002-22  
E-mail: [vertrieb@examion.com](mailto:vertrieb@examion.com)  
Web: [www.examion.com](http://www.examion.com)

Certified partner of EXAMION