

EXAMION[®]

X-Ray Systems · Digital Imaging · Service

X-AQS

Universal Software Platform



Customized solutions
for medical imaging

www.examion.com

Intuitive:

- Uniform user interface which covers all modules
- Clear icons and menu structure

Future-proof:

- Continuous further development
- The system grows with you

Modular:

- Adaptable to your needs
- Perfectly matching modules

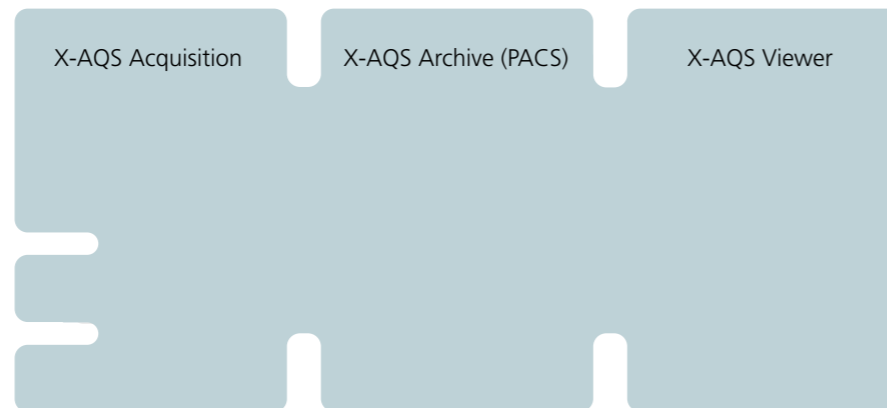
Universal software platform for radiologic image acquisition and management of all medical image data.

- Acquisition: control of DR and CR systems, generators and peripherals
- PACS: archiving of all medical image data
- Viewer: editing and diagnosis

Architecture

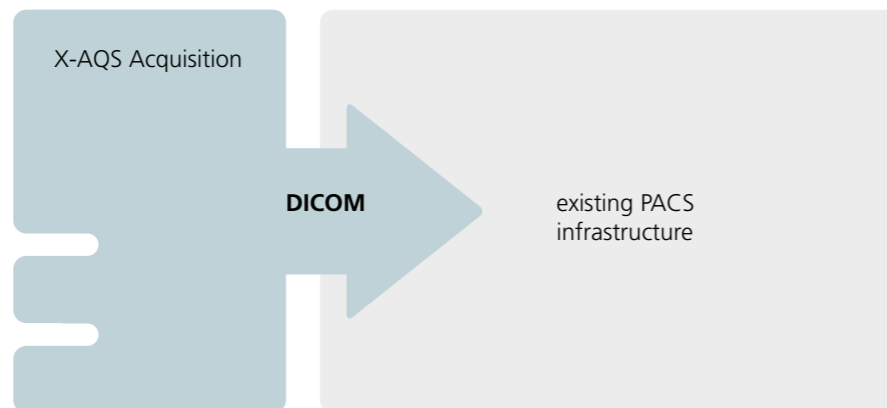
Use EXAMION X-AQS as a complete system or connect parts of it to your existing infrastructure.

EXAMION X-AQS as a complete system



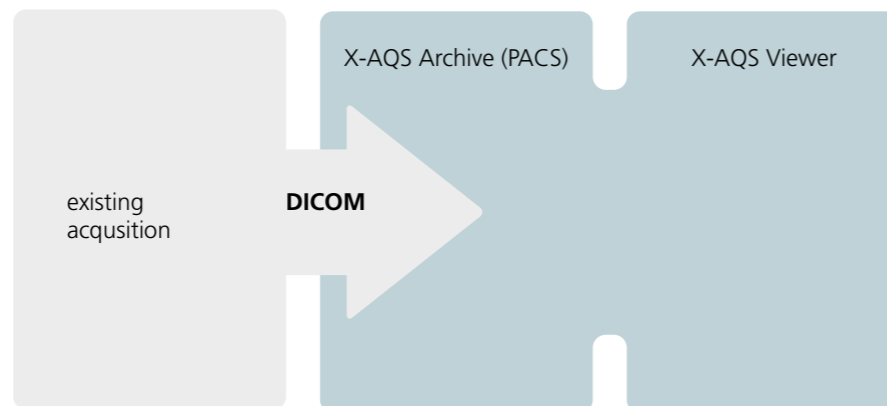
EXAMION X-AQS as DICOM modality

+
existing PACS infrastructure



EXAMION X-AQS PACS and Viewer

+
Existing DICOM modality for image acquisition

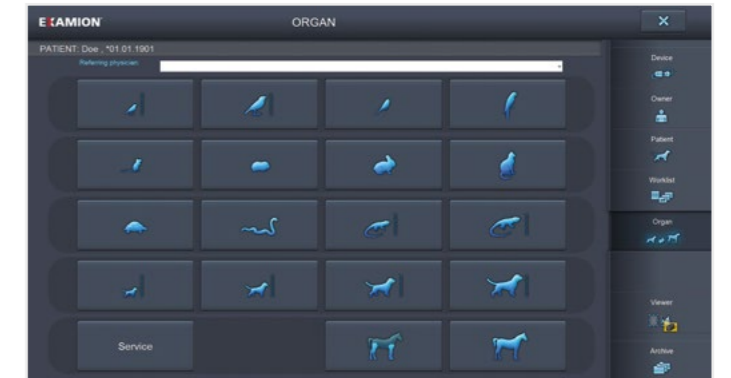


Acquisition

Create a new X-ray study

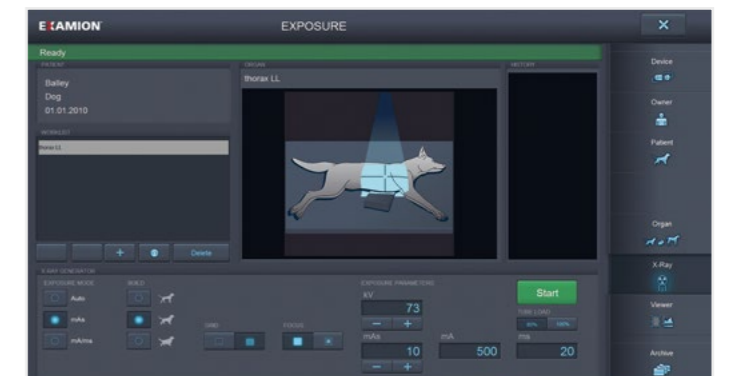
Enter patient data manually or select the patient from a patient administration system (e.g. DICOM Worklist)

- Select body part from organ tree (first figure)
- Select desired image from configurable list of organs (second figure)
- Create worklist for exposure
- Receive procedure codes from HIS



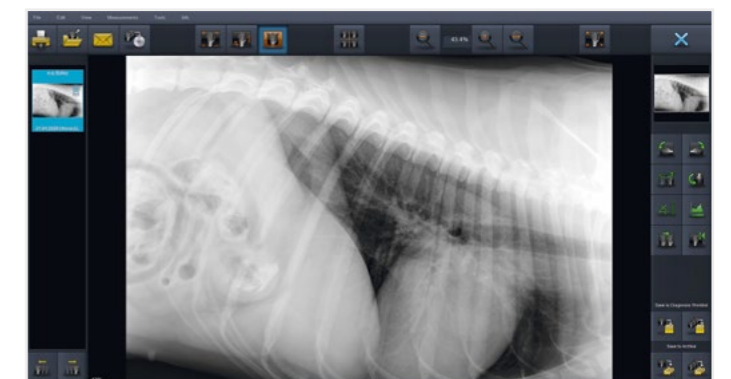
Taking

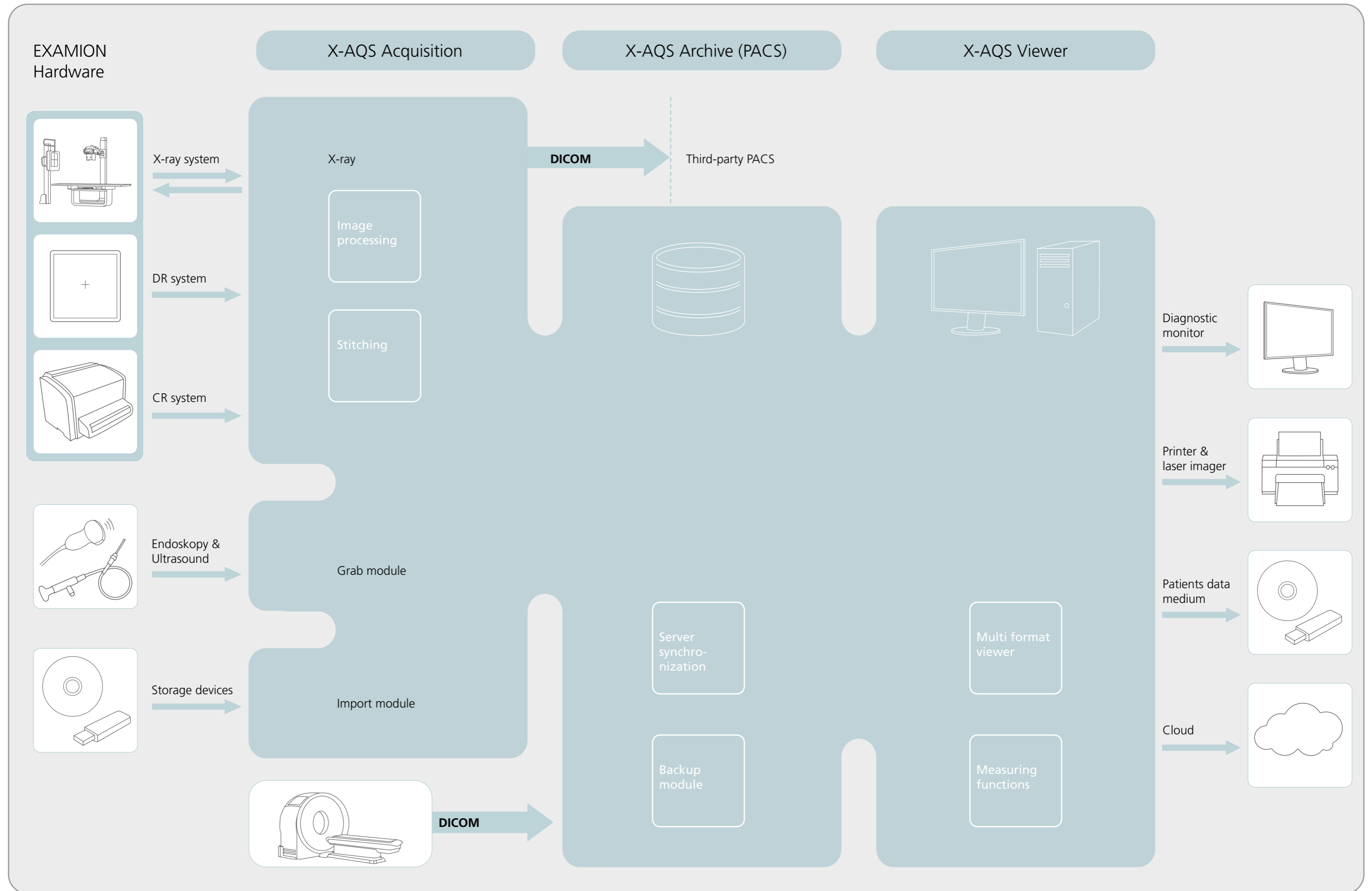
- Graphic positioning aid
- Recommended exposure values
- Transfer of the values to the electronic X-Journal
- Control of EXAMION X-ray generators



Certified diagnostic viewer at the primary work station

- Turning, flipping, optimizing brightness and contrast
- Comprehensive measurement functions
- Printing and image export





Integration of additional image sources

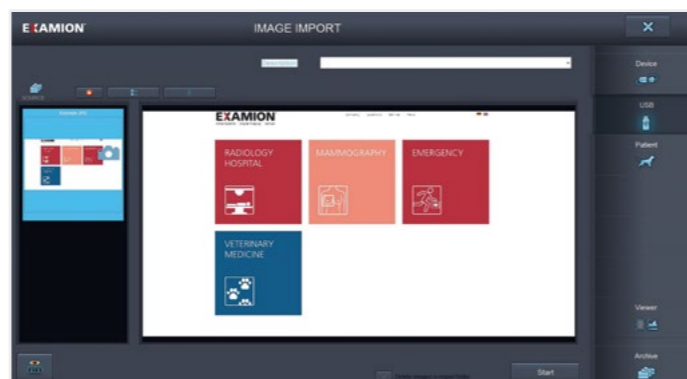
Recording video signals

- Ultrasonography
- Endoscopy
- Photo and video cameras
- Editing function for film



Import

- Import of X-ray, CT and MRI data via CD and Flash drive
- Import of any image file
- Import of PDF file



Archive

Framework

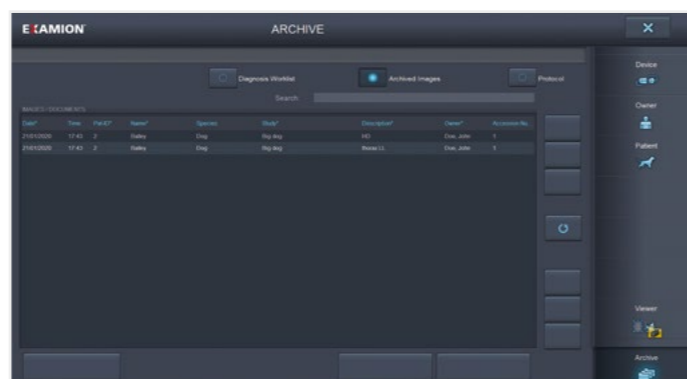
- Scalable archive on Windows or Linux basis
- unlimited number of image files

Synchronization

- Between different locations
- Between mobile and stationary archives

Backup

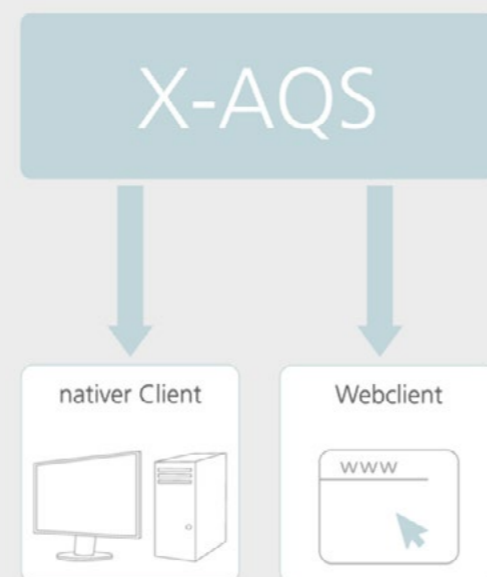
- External backup, for example, to optical media
- Server mirroring



X-AQS web client

Our X-AQS web client is another option available to you. It can be accessed through all current internet browsers that use the latest HTML5 technology. No programs or files need to be installed on the local computer. This web client is a so-called zero data footprint software client, which leaves no lasting trace. This X-AQS web client software is installed as a web based access to your standard X-AQS client system.

- The medical image data can be accessed from any end device with internet access, including iPads, iPads or other tablet PCs
- Ideal for access from home offices, affiliate clinics, consultancy, or operating rooms
- Much more than just a viewer: it can also be used for generating orders and managing data related to animal patients and handlers.



Viewer

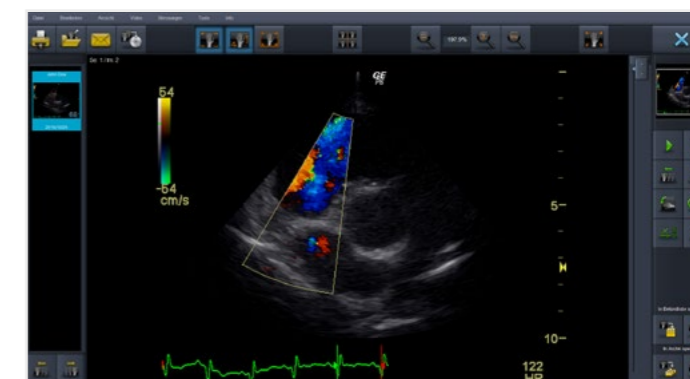
Radiographic images

- Reportable presentation
- Extensive editing functions and diagnostic tools
- Intuitive interface
- MultiTouch Ability



Photo, video and documents

- Display of single images and image series
- Presentation of documents page by page
- Playing video files



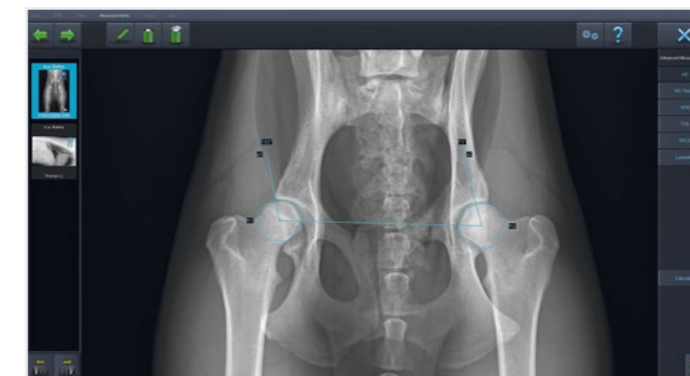
Standard measurements

- Basic measurements such as distance and circumference



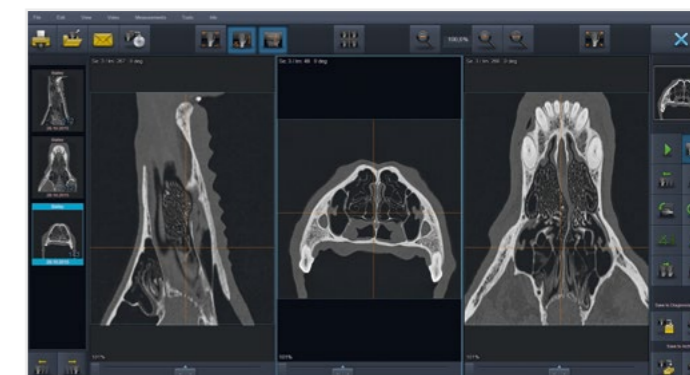
Guided measurements

- Guided measurement algorithms such as HD, VD thorax, VHS, TTA, TPLO, laminitis



Sequential Imaging

- Numerous variants for displaying cutting lines
- Procedure for navigation through cuts
- Configurable display of scouts and localizers
- Multiplanar Reconstruction



EXAMION GmbH

EXAMION is a global provider of specialized solutions for digital radiography in human and veterinary medicine. For 35 years, we have been working based on the principle of "everything from a single source". We are available to our customers as a competent partner for planning, installation, and after-sales services.



Our technical and sales advice is tailored to the specific requirements of the customers and the practice premises. Contact our experts for your personalized advice!


EXAMION currently services over 7,000 systems, most of which are stationary X-ray systems installed in medical and veterinary hospitals and practices. Our in-house developed EXAMION X-AQS software empowers the system control, image processing, reporting, and archiving while ensuring efficient workflow. In addition to digital radiography and image processing systems, our product portfolio includes digital mammography.

With more than 150 employees in Germany, our European subsidiaries in Belgium, Poland, Portugal, and Switzerland, and our ever-growing network of service and sales partners, we passionately support our customers throughout Europe and beyond.

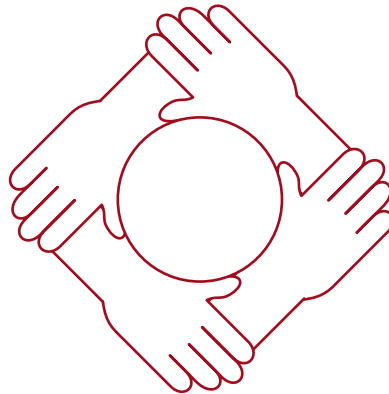
Take advantage of our long-standing experience



X-ray systems



Digital systems



X-ray archives



Services



Contact – your local sales and service partners

EXAMION GmbH

Erich-Herion-Straße 37
70736 Fellbach, Germany

Phone: +49 711 120 002-0
Fax: +49 711 120 002-22
E-mail: vertrieb@examion.com
Web: www.examion.com



Certified partner of EXAMION