

EXAMION®

X-Ray Systems · Digital Imaging · Service

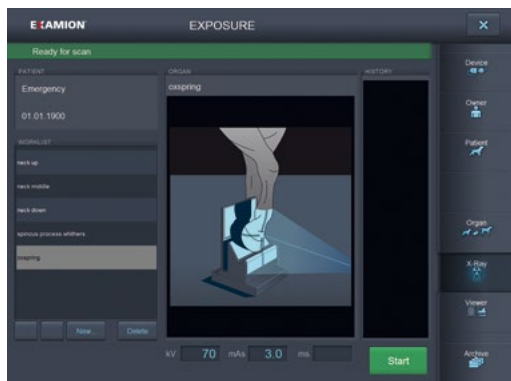
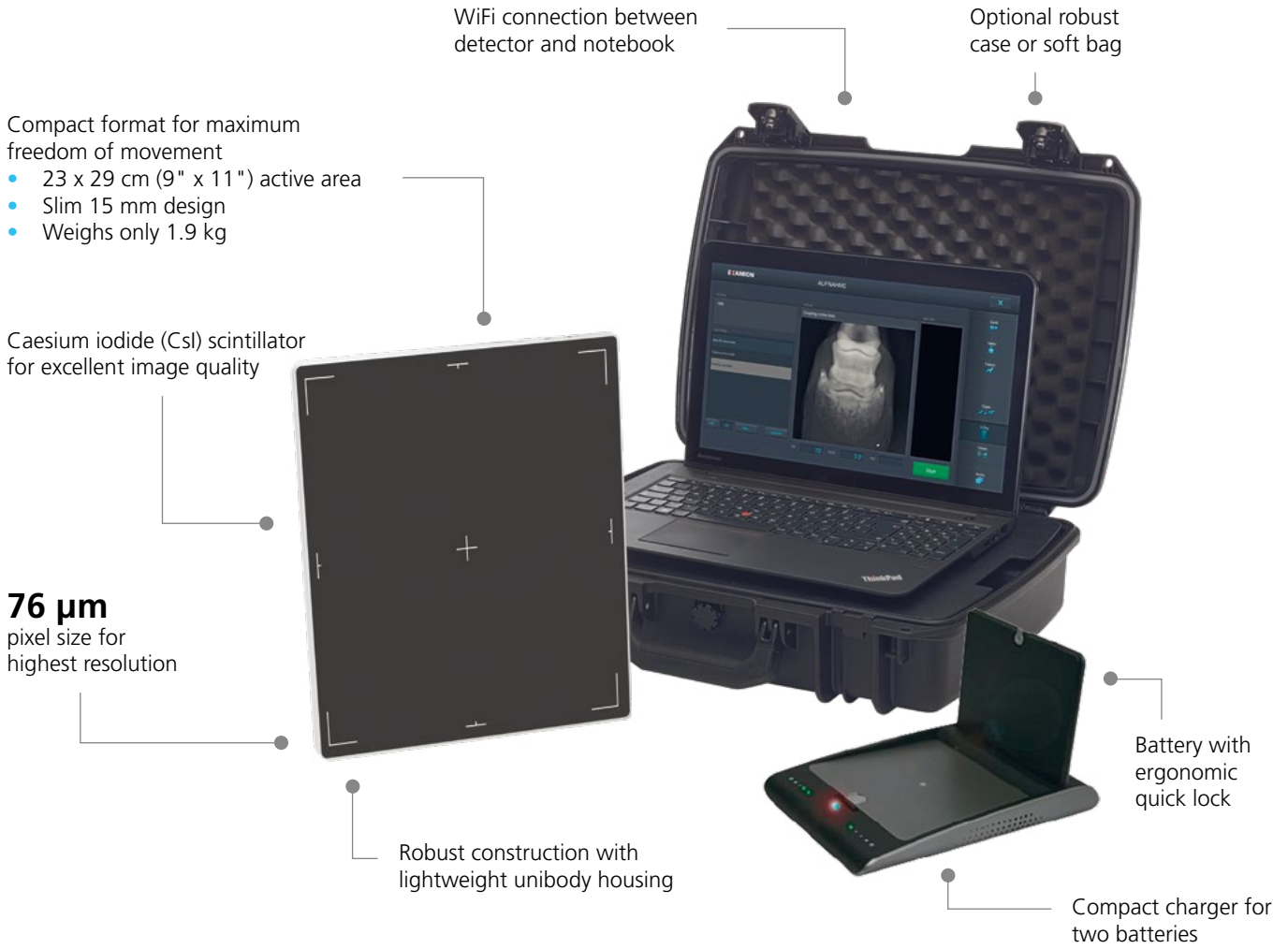
X-DR Portable Case M WiFi DT

Mobile solution for equine practitioners



76 µm
Pixel size

Mobile detector system: fast and flexible



Special workflow optimised for equine examination



Express buttons for pre-purchase examination



On-panel control display

Cutting-edge technology, maximum user comfort

Wireless complete solution

With the EXAMION X-DR Portable Case M you can focus on your patient.

Optimized hardware

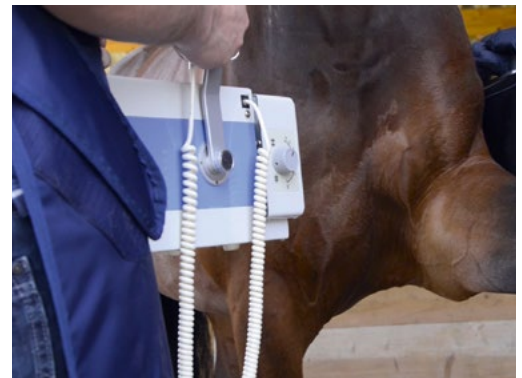
- Excellent image quality with 76 µm pixel size.
- System is ready to use in a few seconds.
- Gyro-sensor for correct rotation of the X-ray image.
- Flat panel detector is equipped with an AED sensor (automatic exposure detection).
- The X-DR Portable Case M is suitable for all portable X-ray systems. Combine the system with the latest generation of battery-powered EXAMION X-ray units.

Intuitive software control

- Specific equine organ programs.
- Express buttons for pre-purchase examination.
- Simple image viewing with diagnostic tools and measurement functions.
- Integrated image archive. Direct access to all archived images.
- Share X-ray images with clients and colleagues via the integrated
- X-AQS dropbox cloud module.

Unlimited mobility

Detector and notebook communicate directly. Beside the portable X-ray unit you only need the flat panel and notebook for a complete examination. The EXAMION X-DR Portable Case M is suitable for use in confined conditions.



Extension option

Stationary viewing system for your practice

- Combined server for stationary viewing and image storage
- Radiological viewing monitor EIZO EV2450
- Synchronization with the mobile detector system archive
- Export in DICOM or other formats via USB stick, DVD, E-mail and Cloud

EXAMION GmbH

EXAMION is a global provider of specialized solutions for digital radiography in human and veterinary medicine. For 35 years, we have been working based on the principle of "everything from a single source". We are available to our customers as a competent partner for planning, installation, and after-sales services.



Our technical and sales advice is tailored to the specific requirements of the customers and the practice premises. Contact our experts for your personalized advice!


EXAMION currently services over 7,000 systems, most of which are stationary X-ray systems installed in medical and veterinary hospitals and practices. Our in-house developed EXAMION X-AQS software empowers the system control, image processing, reporting, and archiving while ensuring efficient workflow. In addition to digital radiography and image processing systems, our product portfolio includes digital mammography.

With more than 150 employees in Germany, our European subsidiaries in Belgium, Poland, Portugal, and Switzerland, and our ever-growing network of service and sales partners, we passionately support our customers throughout Europe and beyond.

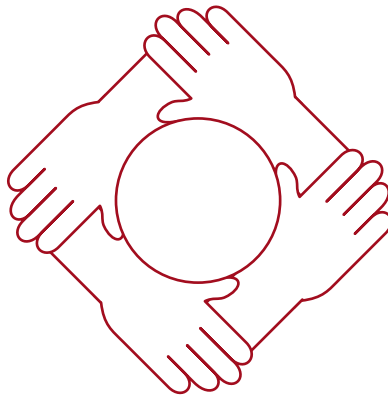
Take advantage of our long-standing experience



X-ray systems



Digital systems



X-ray archives



Services



Contact – your local sales and service partners

EXAMION GmbH

Erich-Herion-Straße 37
70736 Fellbach, Germany

Phone: +49 711 120 002-0
Fax: +49 711 120 002-22
E-mail: vertrieb@examion.com
Web: www.examion.com



Certified partner of EXAMION