



Fast and agile around the horse

Detector

- Compact format for maximum mobility
- 10" x 13" (25 cm x 33 cm) active surface
- Ultraslim design
- 2.5 kg lightweight
- The narrow bezel of just 5 mm ensures full-surface X-ray images
- 100 µm pixel size for optimal diagnosis
- Extra durable due to glassless receptor technology
- Cesium Iodide (CsI) scintillator for brilliant image quality
- IP67 class protection against dust and the ingress of liquids

Transport solutions

- Optionally supplied with a sturdy pelican case or a rugged backpack



Laptop

- High performance laptop:
- Image quality in UHD 4K
- Touchscreen
- WiFi connected detector and laptop

Compact battery charger

- 8.5 hours battery life
- Only 4 hours charging time

X-DR Portable Solution M+ Equine

Optimised Hardware

- Brilliant image quality thanks to its 100 µm pixel size
- Ideal format of 10" x 13" (25 cm x 33 cm), specially well suited for equine X-raying
- New technology with polymer-based carrier inside: the glassless carrier means no more glass breakage from kicks or drops
- System up and running in seconds
- With its AED (automatic exposure detection and automatic cycle start), no synchronisation signal to the detector is required
- Suitable for all X-ray generators, ideally combined with the latest generation of lightweight battery-powered X-ray devices
- Ultralight detector: only 2.5 kg incl. its protective holder and slim battery
- Easy X-ray positioning stiffles thanks to its symmetrically mounted active area inside the housing with its narrow bezel
- Protection against dust and liquid ingress with its housing IP 67 protection class



Mobile without limits

Detector and Ultrabook communicate directly with each other. In an emergency and where space is limited, you only need these two components in addition to the X-ray generator to carry out your X-ray examination through to diagnosis.



State-of-the-art technology, maximum operating convenience

The new portable X-ray system EXAMION consists of an innovative, robust and glass-free detector with its 10" x 13" (25 cm x 33 cm) larger size, including a holder, a diagnostic laptop and double battery charger, all packed in its ergonomic transport solution. Our X-ray solutions aim to meet the requirements of your daily work.

Comfortable all-in-one solution

We aim to keep your focus on the horse, not the operation of the X-ray system.

The EXAMION complete X-ray system enables the user to concentrate fully on the treatment of the animal: the X-ray system is ready for use with just a few clicks, and the acquisition of the first image can be completed within a few minutes.

Compared to L format detectors, the M+ detector is simply better suited for X-raying horses. Even with multiple sessions of X-raying, the operator retains maximum mobility and stability around the horse due to the lower weight and 10" x 13" larger size.



Personalised portable

With our X-DR Portable Solution M+ Equine you have the choice between a stable hard-shell pelican transport case or a light, rugged backpack.

Both versions reliably protect the equipment from dust and dirt. Both are also comfortable to carry. However you alone know which transport option fits better into your everyday working life.

Individually protected

To make the handling of the detector safe and easy, we offer you two variants of a protective box.



Variante 1:
Detector with Cowboybox from Podoblock

- Full-surface cover to protect against external influences
- Ideal protection for the detector
- Height-adjustable stand and spacer to increase the distance to the radiation source

Variante 2:
X-DR M+ WiFi Equine with the new, state-of-the-art DR-Quadro protection frame from Podoblock

- Particularly lightweight protective frame with narrow edge
- Easy handling thanks to customisation and intelligent locking system
- Shock-absorbing rubber sides
- Viewing window in the frame for optimum operation
- Height-adjustable stand and spacer for good radiation protection

Customised options

The options for combining the equipment of the X-DR Portable Solution M+ Equine are as individual as you are.

	Transport solution		Protection option	
	Hard case	Backpack	Cowboybox	DR-Quadro
Opt. 1	×		×	
Opt. 2	×			×
Opt. 3		×	×	
Opt. 4		×		×





Stands

An X-ray stand is ideal for working comfortably during X-ray imaging – especially when taking back X-rays or working without an assistant.

It relieves the user and makes the X-ray examination more efficient. EXAMION offers you a choice of different models, we will be happy to advise you.



X-R Portable – battery-operated X-ray devices

Our battery-operated X-ray units X-R Portable are your ideal companions for a mobile equine practice: you have maximum freedom of movement and are not disturbed by a single cable.

The small portable X-ray units are characterised by their light weight and convenient operation.

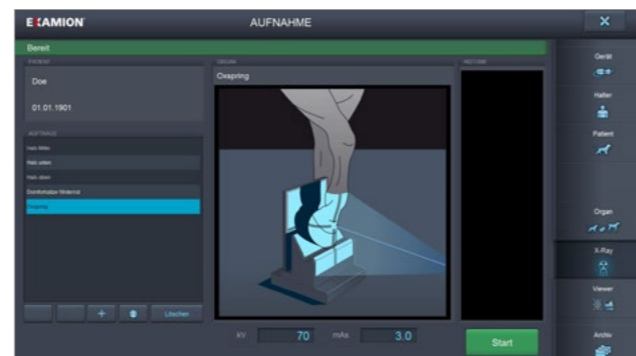


X-AQS Software

Intuitive operating software

The X-DR Portable M+ Equine Solution includes the EXAMION X-AQS X-ray software for acquisition, diagnosis and archiving of your X-ray images.

- Equine specific organ programs
- State-of-the-art image processing
- Customisable express buttons, e.g. for purchase investigations
- Easy image diagnosis via the radiological viewer with reporting tools and measurement functions
- Integrated image archiving: access to all archived images directly on the laptop
- Exchange of radiographs with customers and colleagues via the integrated cloud connection
- Export as DICOM and other format via flashdrive, DVD or email



Specially optimised workflow for X-rays of the horse



Customisable express buttons

Extended option: Stationary diagnostic station for your clinic

The EXAMION stationary viewing system, including the EIZO diagnostic monitor, is the ideal option if, in addition to the mobile practice, part of the X-ray procedures are also performed within the clinic.



- Combined server for stationary viewing and image archiving
- Synchronisation with the archive of the equine mobile detector system
- Multiple mobile equine X-ray systems can be synchronised with a single stationary viewing system
- Export as DICOM and other format via flashdrive, DVD, email and PACS
- The unique X-AQS web client can be called up via all common web-browsers and is more than a viewer for image viewing and processing: with workorder creation tools and administration tools for editing data of the horses and owners

EXAMION GmbH

EXAMION is a global provider of specialized solutions for digital radiography in human and veterinary medicine. For 35 years, we have been working based on the principle of "everything from a single source". We are available to our customers as a competent partner for planning, installation, and after-sales services.



Our technical and sales advice is tailored to the specific requirements of the customers and the practice premises. Contact our experts for your personalized advice!


EXAMION currently services over 7,000 systems, most of which are stationary X-ray systems installed in medical and veterinary hospitals and practices. Our in-house developed EXAMION X-AQS software empowers the system control, image processing, reporting, and archiving while ensuring efficient workflow. In addition to digital radiography and image processing systems, our product portfolio includes digital mammography.

With more than 150 employees in Germany, our European subsidiaries in Belgium, Poland, Portugal, and Switzerland, and our ever-growing network of service and sales partners, we passionately support our customers throughout Europe and beyond.

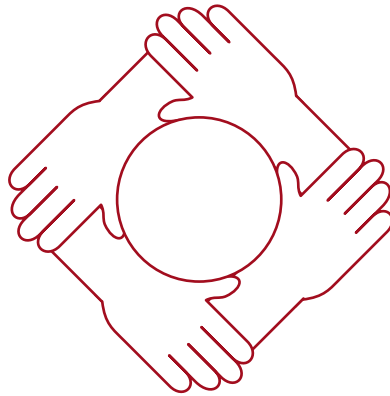
Take advantage of our long-standing experience



X-ray systems



Digital systems



X-ray archives



Services



Contact – your local sales and service partners

EXAMION GmbH

Erich-Herion-Straße 37
70736 Fellbach, Germany

Phone: +49 711 120 002-0
Fax: +49 711 120 002-22
E-mail: vertrieb@examion.com
Web: www.examion.com



Certified partner of EXAMION