

EXAMION[®]

X-Ray Systems · Digital Imaging · Service

X-DR Static Classic

Fully digital complete X-ray system



X-DR Static Classic

Complete system

The X-DR Static Classic combines all the components and features needed for digital high-resolution images.

The X-ray system and the detector are perfectly matched. The central control of all components on multi-touch monitor ensures maximum operating comfort.

Powerful X-ray system

- Generator: 32kW / max. 450 mA
- Voltage range: 40 – 125 kV
- Mains connection: 230 V – 50 / 60 Hz, 1-phase
- Capacitor technology for higher performance

Excellent X-ray images

- Detector 43 cm x 43 cm (17" x 17")
- Advanced CsI scintillator technology ensures outstanding X-ray images.
- State-of-the-art image processing optimised for small animals.



Maximum user comfort

Focus fully on the animal

With X-DR Static Classic you can focus on your patient.

Optimised hardware

- Multi-touch monitor: Zoom in or rotate X-ray images by simply spreading your fingers.
- Floating tabletop for simple positioning of the animal before shooting.
- Central ON/OFF switch for fast system start.

Intuitive software control

- Animal-specific organ programs for setting X-ray system and detector – all settings with just one click.
- X-ray images are displayed within a few seconds.
- Integrated X-AQS viewer facilitates diagnostic viewing directly on the system. Measurement functions included.

MetaGrid: software to reduce scattered radiation – no additional grid necessary

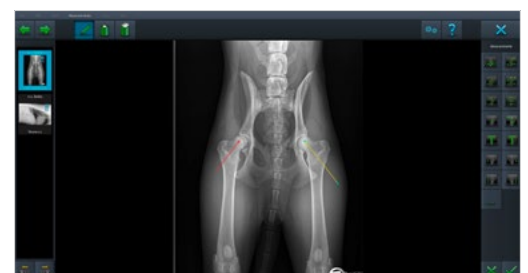
Image archive and image transfer

Easy and fast communication with animal owners and colleagues. All necessary functions are integrated:

- Creation of patient CDs
- Image storage on USB stick
- Extensive print function
- Optional dropbox cloud function

Archiving options:

- Integrated image storage – access to archived X-ray images directly on the X-ray system with an option for additional viewer workstations
- Connection to existing image archives



EXAMION GmbH

EXAMION is a global provider of specialized solutions for digital radiography in human and veterinary medicine. For 35 years, we have been working based on the principle of "everything from a single source". We are available to our customers as a competent partner for planning, installation, and after-sales services.



Our technical and sales advice is tailored to the specific requirements of the customers and the practice premises. Contact our experts for your personalized advice!

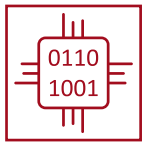
EXAMION currently services over 7,000 systems, most of which are stationary X-ray systems installed in medical and veterinary hospitals and practices. Our in-house developed EXAMION X-AQS software empowers the system control, image processing, reporting, and archiving while ensuring efficient workflow. In addition to digital radiography and image processing systems, our product portfolio includes digital mammography.

With more than 150 employees in Germany, our European subsidiaries in Belgium, Poland, Portugal, and Switzerland, and our ever-growing network of service and sales partners, we passionately support our customers throughout Europe and beyond.

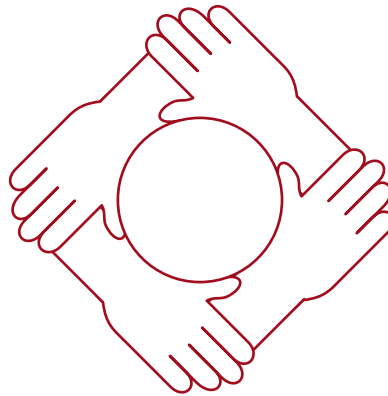
Take advantage of our long-standing experience



X-ray systems



Digital systems



X-ray archives



Services



Contact – your local sales and service partners

EXAMION GmbH

Erich-Herion-Straße 37
70736 Fellbach, Germany

Phone: +49 711 120 002-0
Fax: +49 711 120 002-22
E-mail: vertrieb@examion.com
Web: www.examion.com



Certified partner of EXAMION