

EXAMION®

X-Ray Systems · Digital Imaging · Service

X-DRS VET Expert

The comprehensive X-ray system for your
small animal practice or clinic



X-DRS VET Expert

The new comprehensive X-ray system from EXAMION is ideally suited for your small animal practice or clinic.

Integration of all components, brilliant X-ray images

The X-DRS Vet Expert generates high-quality digital X-rays while providing a high level of comfort for user.

The X-ray system integrates all the components necessary to produce X-ray images into one compact unit. The entire X-ray process is user-controlled via the all-in-one PC without impeding the ability to focus on the animal. Cabling is entirely confined to the system interior, providing maximum protection while creating a high-quality appearance.

Thanks to veterinary-specific image processing by the X-AQS software, the EXAMION detector X-DR XL generates brilliant X-ray images for clear-cut diagnosis.

The X-AI artificial intelligence can be integrated for further diagnostic support.

Safe and smooth handling

X-DRS Vet Expert ensures safe and comfortable handling throughout the X-ray image acquisition process. After positioning the animal, the unit is set to standby mode using the foot switch. An audible signal will sound as soon as the X-ray tube is ready for use. The user has then comfortable 30 seconds to press the trigger switch, for example to wait for the moment of maximum inspiration and to avoid movement artefacts. The acoustic radiation warning signal will sound again during image acquisition to alert the user.

System
5 years
warranty



24" monitor

- Touch-screen-monitor for convenient operation
- Intuitive operation via X-AQS software



Large, floating table top
Dimensions (l x w x h):
63 x 25 x 31 inch

Flexible monitor arm

X-DR XL detector

- Format 17 x 17 inch
- For high-resolution X-ray images



Wall socket compatible

The advantage you gain: at a glance

✓ Flexible monitor arm

With the flexible arm, the monitor can be rotated by 180° and the height adjusted. The unit is fully customisable to meet your individual requirements.

✓ X-DR XL detector

The detector uses a standard cable connection. This guarantees a problem-free power supply and the detector can be ready for use at any time.

✓ Efficient task processing

The X-AQS universal X-ray software enables an optimal radiological workflow: From the acquisition of patient data and animal-specific organ programmes to the final X-ray image, diagnosis and archiving.

✓ European manufacture

European quality, short transport routes and fast delivery times.

✓ User-friendly operation

All system functions, and the tools for image viewing, management, and archiving are available right next to the X-ray acquisition system.

✓ Compact X-ray system

The compact dimensions of the system means to guarantee that it can be readily installed in almost any veterinary practice without major conversion work. It is also quick to assemble and install.

✓ Reliability

We provide a 5-year warranty for our highly reliable X-ray system.

✓ Intuitive workflow

Intuitive operation of the programme was our priority by the designing the X-AQS X-ray software.

✓ High quality x-ray images

The excellent quality of the X-ray images provides the optimal basis for reliable interpretation and diagnosis.

A photograph of a brown and white dog, possibly a Weimaraner, sitting and looking towards a person's hand. The dog's head is turned to the right, and its front paws are visible. The person's hand is reaching out from the right side of the frame, with the fingers slightly curled. The background is plain white.

One-stop shop!

Our software at a glance

EXAMION X-AQS

Universal software platform for radiological image creation and comprehensive management of veterinary X-ray image data

- Acquisition: Control of DR and CR systems, generator units and peripherals
- PACS: X-ray image data archiving
- Viewer: Image processing



Learn more about our **X-AQS**

Intuitive

- Uniform user interface for all modules
- Clear icons and menu structure

Designed with the future in mind

- Constant further development
- A system that grows with you

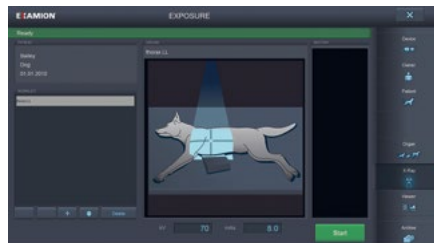
Modular

- Customisable to meet your needs
- Perfectly matched modules

Selection



Imaging



Viewer

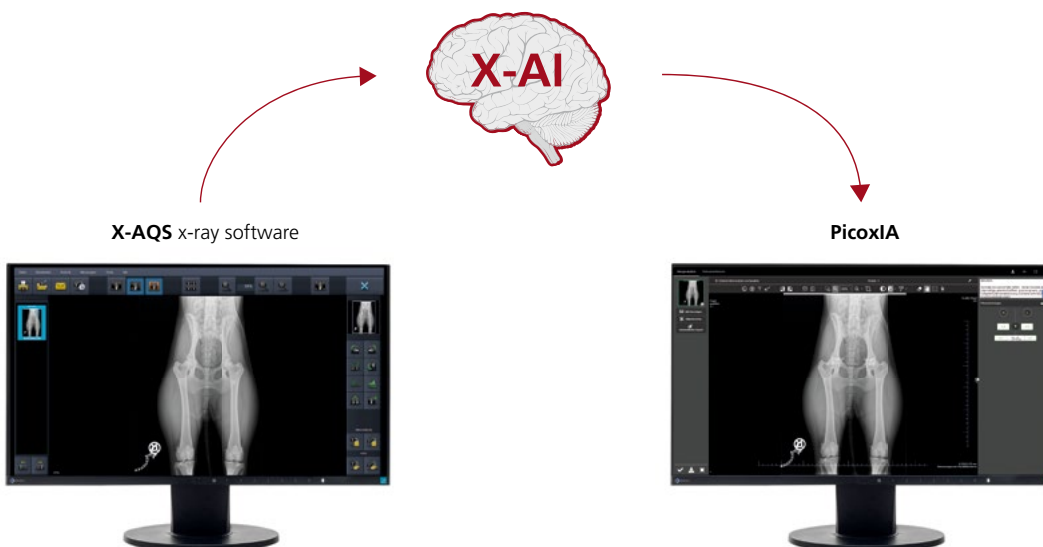


EXAMION X-AI

The X-AI Integrator is the unique option in the EXAMION X-AQS X-ray software to transfer your X-ray images to an artificial intelligence for analysis. The analysis is intuitively integrated into your workflow.

You can use this connected artificial intelligence to give you a second opinion at any time – even in the evenings and on weekends – at the touch of a button. This reduction in workload is something you'll never want to do without again. The artificial intelligence also helps you to maintain a comprehensive perspective during the diagnosis while paying attention to all abnormalities.

EXAMION has integrated the artificial intelligence of the well-renowned manufacturer PicoxIA via the X-AI Integrator. The PicoxIA diagnostic software is specially designed for veterinary medicine and the only one that has been evaluated in scientific studies. Currently, PicoxIA can be used to analyse X-ray images of dogs and cats. The expansion to other animal species is planned.



Learn more about **X-AI diagnostic**

EXAMION GmbH

EXAMION is a global provider of specialized solutions for digital radiography in human and veterinary medicine. For 35 years, we have been working based on the principle of "everything from a single source". We are available to our customers as a competent partner for planning, installation, and after-sales services.



Our technical and sales advice is tailored to the specific requirements of the customers and the practice premises. Contact our experts for your personalized advice!


EXAMION currently services over 7,000 systems, most of which are stationary X-ray systems installed in medical and veterinary hospitals and practices. Our in-house developed EXAMION X-AQS software empowers the system control, image processing, reporting, and archiving while ensuring efficient workflow. In addition to digital radiography and image processing systems, our product portfolio includes digital mammography.

With more than 150 employees in Germany, our European subsidiaries in Belgium, Poland, Portugal, and Switzerland, and our ever-growing network of service and sales partners, we passionately support our customers throughout Europe and beyond.

Take advantage of our long-standing experience



X-ray systems



Digital systems

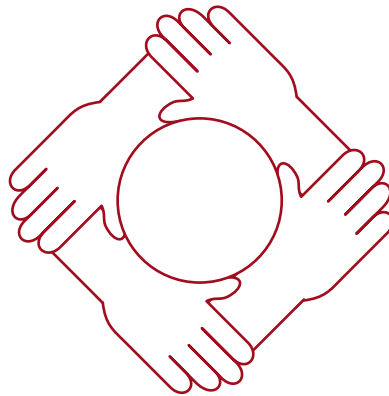


Image archives



Services



Contact – your local sales and service partners

EXAMION GmbH

Erich-Herion-Straße 37
70736 Fellbach
Germany

Phone: +49 711 120 002-0
Fax: +49 711 120 002-22
E-mail: vertrieb@examion.com
Web: www.examion.com

