

# EXAMION®


X-Ray Systems · Digital Imaging · Service

## **X**-More Dental

CR systems for dental digital radiography



Customized solutions  
for medical imaging



[www.examion.com](http://www.examion.com)

# Why choose an EXAMION dental radiography system?

We provide both basic X-ray solutions, suitable for practices that perform only a few examinations per week, and solutions for more established dental practices and clinics that perform a high number of X-rays.

## Broad range of applications



Our X-rays solutions are modular, consisting of a radiation source and various digital systems. Customers can choose from the range of digital systems to create the right solution for the number of dental examinations they perform.

It is also easy to combine the various elements of our modular system with existing equipment in a practice.

## Imaging plate sizes

One of the advantages of our digital imaging plate systems is that they can process a range of different sizes of imaging plate.

Create your own set of imaging plates by choosing the right sizes for your requirements. You can then select the appropriate plate size for any situation.

Available sizes

Size 0	22 mm x 31 mm
Size 1	24 mm x 40 mm
Size 2	31 mm x 41 mm
Size 3	27 mm x 54 mm
Size 4c	48 mm x 54 mm
Size 4	57 mm x 76 mm

## The X-ray equipment

### X-R Static Dental HF wall / mobile

This X-ray system has flexible joints, making it quick and easy to position around the animal.

You can also choose the system that best fits your workspace: available as a wall-mounted or mobile model.

- The X-ray generator can be rotated 395°
- Timer programmes specially designed for veterinarians



# The digital systems

## X-CR Tabletop FireCR Dental

The X-CR Tabletop FireCR is the ideal high-performance device for high volumes of X-ray examinations. It can read various formats of dental image. It does not affect the sensitive surface of the dental imaging plate.

- Compact: measuring just 12 cm wide and 32 cm deep, it fits easily in any treatment room
- Fast reading of various formats of dental image: Simply place the dental image in the input tray
- The dental film is held in place magnetically in the input tray
- The imaging plate does not bend during reading
- The imaging plate is not touched by rollers
- Does not need to be fitted to an adapter first
- Available imaging plate sizes: 0, 1, 2, 3, 4c



## X-CR More Dental Solution for Smart / Smart Pure

If you already have an X-CR Tabletop Smart or X-CR Tabletop Smart Pure imaging plate system, and want to start providing dental treatments, then this dental solution is the perfect add-on.

It is also an excellent system for new practices looking for a cost-effective combination device for all standard X-rays, plus a small number of dental examinations per week.

The X-CR More Dental Solutions are impressively simple to operate: Open the appropriate cassette adapter and fix the dental imaging plate in place, close the cassette and use the imaging plate system to read it.

- The dental imaging plate is held in place magnetically in the cassette adapter
- The imaging plate does not bend during reading
- The dental imaging plate is not touched by rollers
- Available imaging plate sizes: 0, 1, 2, 3, 4

# EXAMION GmbH

EXAMION is a global provider of specialized solutions for digital radiography in human and veterinary medicine. For 35 years, we have been working based on the principle of "everything from a single source". We are available to our customers as a competent partner for planning, installation, and after-sales services.



Our technical and sales advice is tailored to the specific requirements of the customers and the practice premises. Contact our experts for your personalized advice!


EXAMION currently services over 7,000 systems, most of which are stationary X-ray systems installed in medical and veterinary hospitals and practices. Our in-house developed EXAMION X-AQS software empowers the system control, image processing, reporting, and archiving while ensuring efficient workflow. In addition to digital radiography and image processing systems, our product portfolio includes digital mammography.

With more than 150 employees in Germany, our European subsidiaries in Belgium, Poland, Portugal, and Switzerland, and our ever-growing network of service and sales partners, we passionately support our customers throughout Europe and beyond.

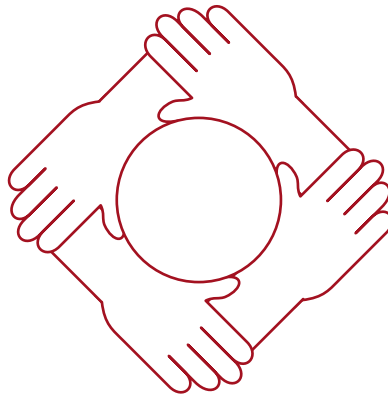
## Take advantage of our long-standing experience



X-ray systems



Digital systems



X-ray archives



Services



## Contact – your local sales and service partners

### EXAMION GmbH

Erich-Herion-Straße 37  
70736 Fellbach, Germany

Phone: +49 711 120 002-0  
Fax: +49 711 120 002-22  
E-mail: [vertrieb@examion.com](mailto:vertrieb@examion.com)  
Web: [www.examion.com](http://www.examion.com)



Certified partner of EXAMION